

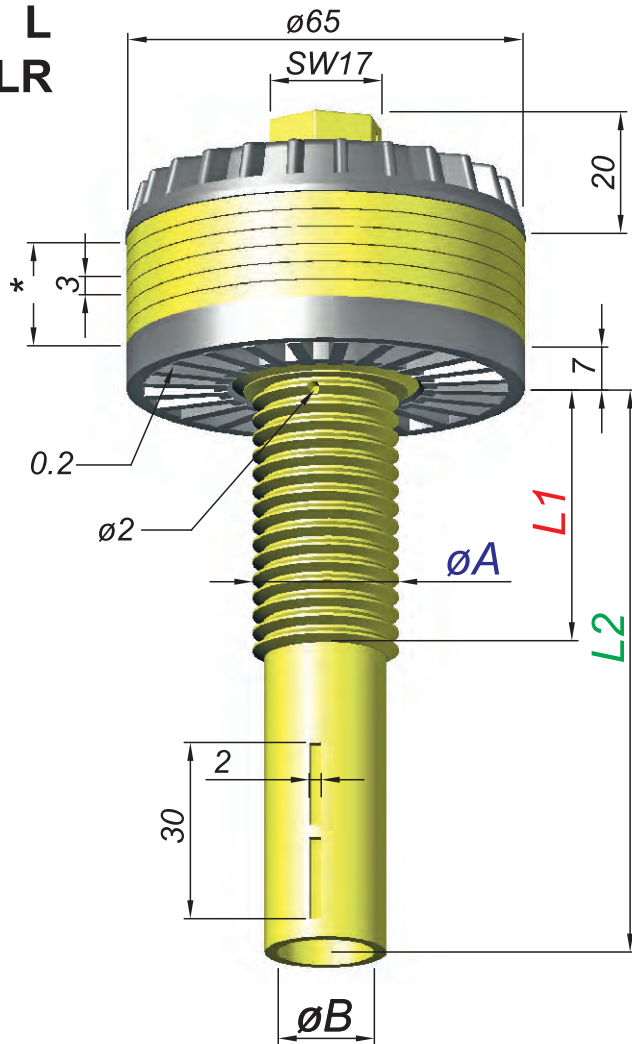
Filterdüsen

Filter-Nozzles

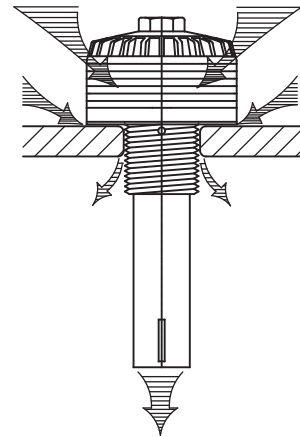
Crépines à filtre

Toberas filtrantes

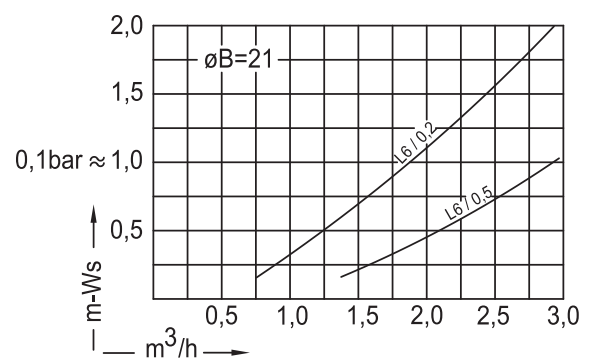
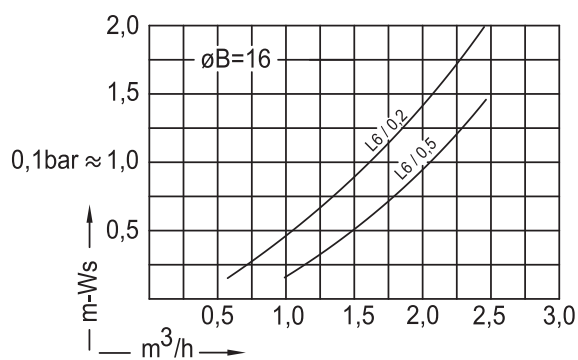
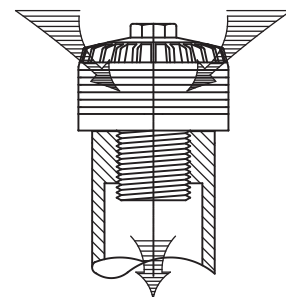
Typ L / LR



Typ L6



Typ LR6



Bestellung Ordering Commande Encargo	Typ Type Type Tipa	*	Schlitze Slots Fentes Ranuras	pro Ring per Ring	Gewinde Thread Filetage Rosca	øA	Gewindelänge Thread length Longueur de filetage Largura de la rosca	L1	Schaft Shaft Longueur de tige Tija	L2	øB
✉	L LR	2	0,1 = 0,2 cm²		1¼"WW	32	20, 30, 45, +5+5...		80, 110, 140, ...		21 = 3,4 cm²
		5	0,15 = 0,3 cm²		M30	30	30				
		6	0,2 = 0,4 cm²		G 3/4"	26,5	20, 30, 45, +5+5...		80, 110, 140, ...		16 = 2,0 cm²
		10	0,3 = 0,6 cm²		1"WW	25,4	20, 45, +5+5...				
		12	0,3 = 0,6 cm²		M24	24	25, 45, +5+5...				
		15	0,5 = 1,0 cm²		M22x1,5	22	45, +5+5...				
					M20	20	45, +5+5...		80, 110, 140, ...		13 = 1,3 cm²